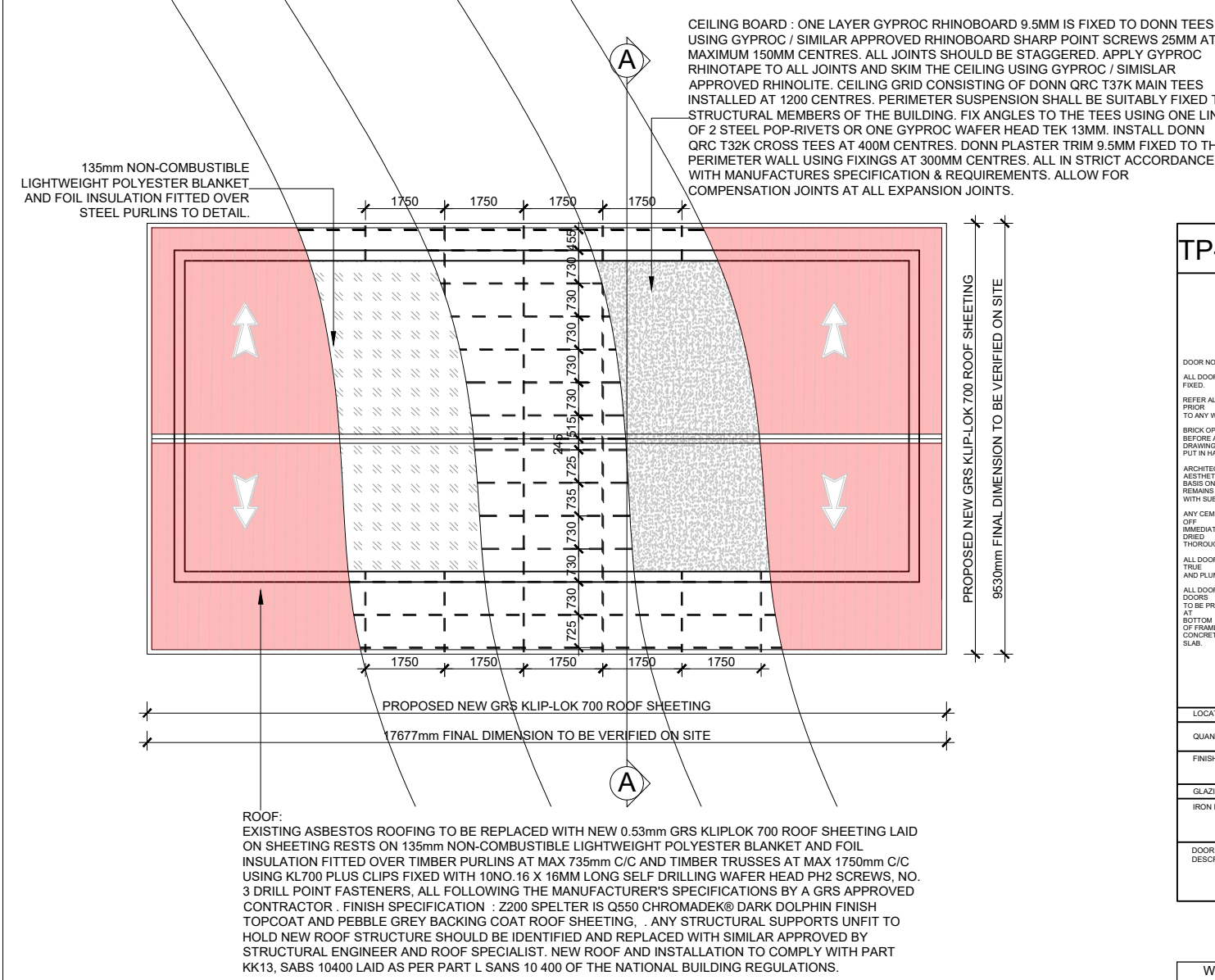


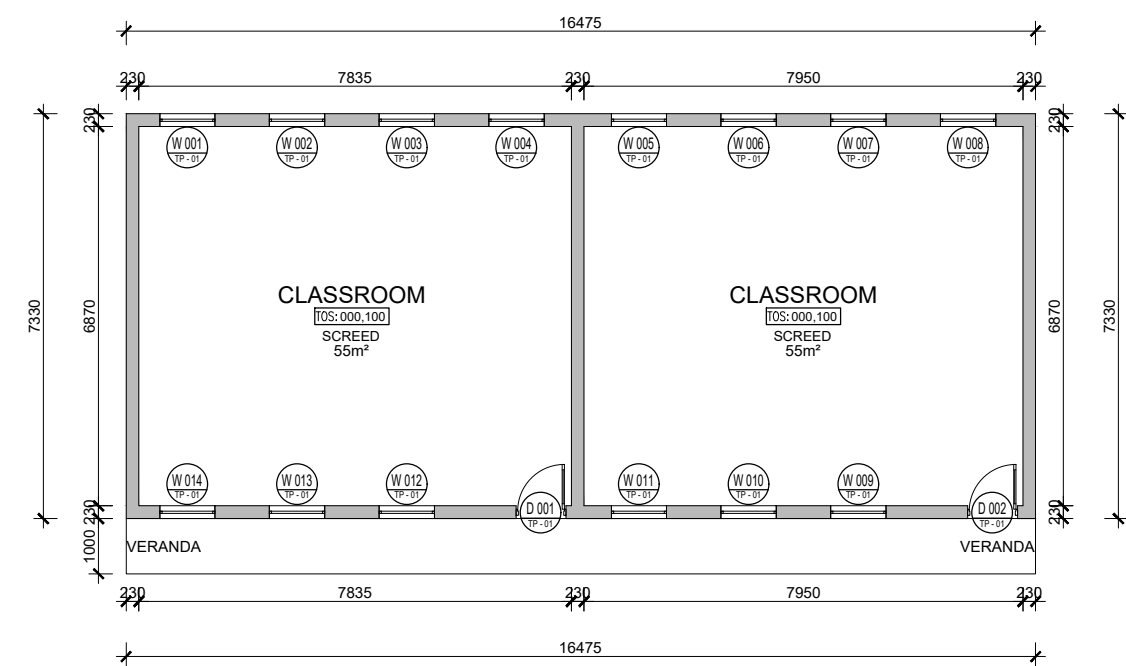
TYPE A BUILDING - TYPICAL SECTION A-A

SCALE : 1: 30
NOTES IN RESPECT OF S.A. STANDARD CODE OF PRACTICE FOR THE APPLICATION OF THE NATIONAL BUILDING REGULATIONS, SANS 10400



TYPE A BUILDING - ROOF PLAN

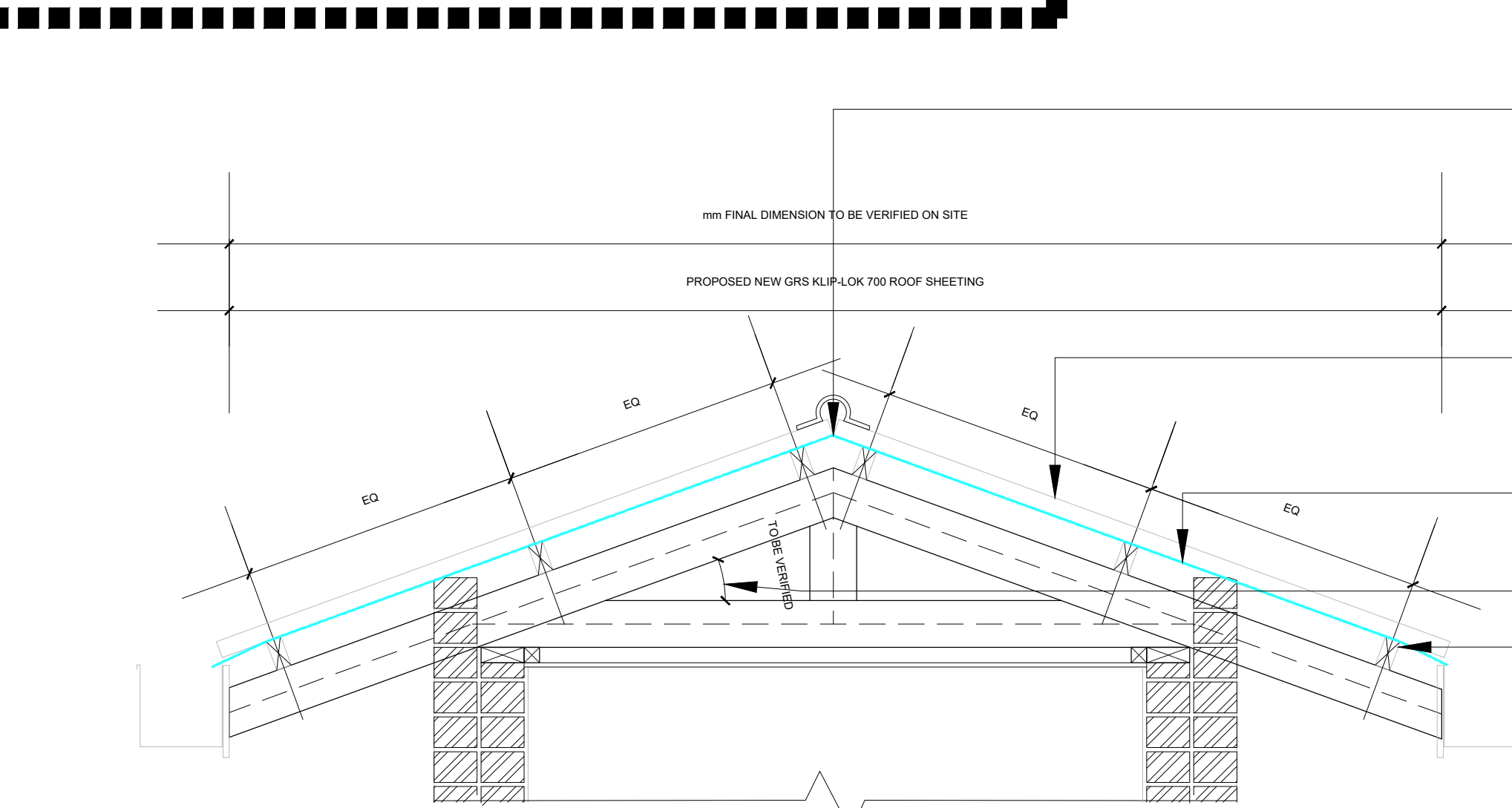
SCALE : 1: 100
NOTES IN RESPECT OF S.A. STANDARD CODE OF PRACTICE FOR THE APPLICATION OF THE NATIONAL BUILDING REGULATIONS, SANS 10400



EXISTING CL2 FLOOR PLAN

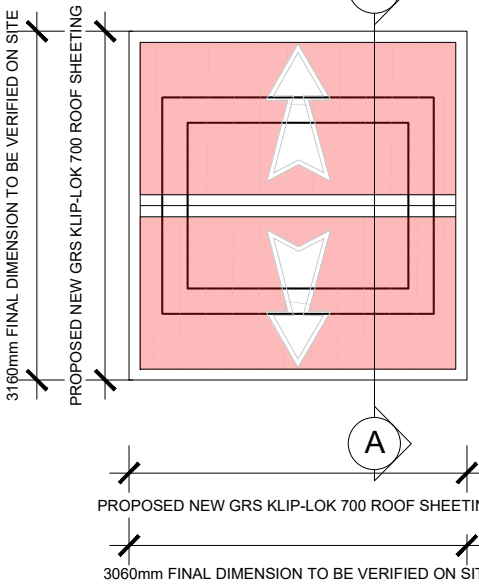
SCALE 1 : 100

NOTES IN RESPECT OF S.A. STANDARD CODE OF PRACTICE FOR THE APPLICATION OF THE NATIONAL BUILDING REGULATIONS, SANS 10400



TYPE A BUILDING - TYPICAL SECTION A-A

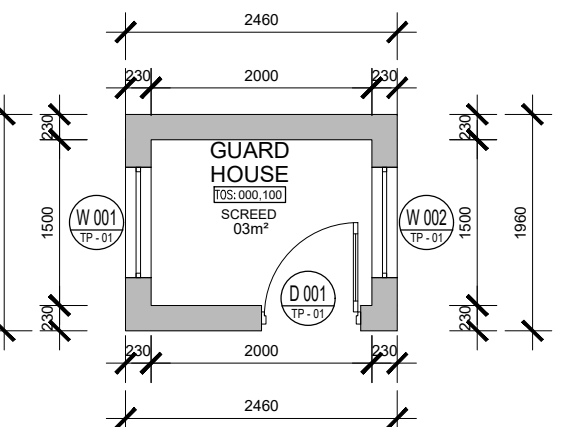
SCALE : 1: 10
NOTES IN RESPECT OF S.A. STANDARD CODE OF PRACTICE FOR THE APPLICATION OF THE NATIONAL BUILDING REGULATIONS, SANS 10400



TYPE A BUILDING - ROOF PLAN

SCALE : 1: 50

NOTES IN RESPECT OF S.A. STANDARD CODE OF PRACTICE FOR THE APPLICATION OF THE NATIONAL BUILDING REGULATIONS, SANS 10400



EXISTING GUARD HOUSE FLOOR PLAN

SCALE 1 : 50

NOTES IN RESPECT OF S.A. STANDARD CODE OF PRACTICE FOR THE APPLICATION OF THE NATIONAL BUILDING REGULATIONS, SANS 10400

SITE DEVELOPMENT PLAN

SCALE N.T.S

LOCALITY PLAN

SCALE N.T.S

E1 DEMOLITION OF ANY BUILDING

- 1) NO OWNER OF ANY SITE SHALL DEMOLISH OR CAUSE OR PERMIT TO BE DEMOLISHED ANY BUILDING WITHOUT THE PRIOR WRITTEN PERMISSION OF THE LOCAL AUTHORITY.
- 2) THE LOCAL AUTHORITY MAY, IN GRANTING SUCH PERMISSION, IMPOSE ANY CONDITION OR REQUIREMENT CONTEMPLATED IN SUBREGULATIONS F1(a) AND 5 AND REGULATION F2 FOR THE SAFETY, HEALTH AND CONVENIENCE OF THE PUBLIC, AND FOR THE SAFETY OF ANY OTHER BUILDING OR INSTALLATION WHICH IN ITS OPINION MAY BE AFFECTED BY SUCH DEMOLITION.
- 3) NO PERSON SHALL AT ANY TIME DURING THE COURSE OF OR AFTER THE DEMOLITION OF A BUILDING LEAVE IT IN A CONDITION DANGEROUS TO THE PUBLIC OR ANY ADJOINING PROPERTY.
- 4) WHERE A CONDITION CONTEMPLATED IN SUBREGULATION (3) ARISES THE LOCAL AUTHORITY MAY SERVE A NOTICE REQUIRING HIM TO MAKE THE SITE SAFE, AND IF HE FAILS SO TO DO, THE LOCAL AUTHORITY MAY ITSELF CARRY OUT THE NECESSARY WORK AND RECOVER THE COSTS THEREOF FROM SUCH PERSON.

E2 SAFEGUARDING OF BASEMENTS

WHERE ANY BUILDING IS DEMOLISHED TO THE LEVEL OF THE GROUND AND SUCH BUILDING CONTAINED A BASEMENT, THE OWNER OF SUCH BUILDING SHALL PROVIDE OR CAUSE TO BE PROVIDED SAFE LATERAL SUPPORT TO THE SIDES OF SUCH BASEMENT.

E3 PROHIBITION OF DANGEROUS METHODS

THE LOCAL AUTHORITY MAY PROHIBIT THE USE OF ANY METHOD TO BE APPLIED IN THE DEMOLITION OF ANY BUILDING WHERE IN ITS OPINION SUCH METHOD WILL CREATE OR CAUSE TO BE CREATED ANY DANGER TO ANY PERSON OR OTHER BUILDING OR PROPERTY, AND WHERE IT SO PROHIBITS IT SHALL, ON THE REQUEST OF THE OWNER OF SUCH BUILDING, GIVE ITS REASONS, IN WRITING, FOR SUCH PROHIBITION.

E4 GENERAL PENALTY

ANY PERSON WHO CONTRAVENES ANY REQUIREMENT OF THE REGULATIONS OF THIS PART OR FAILS TO COMPLY WITH ANY NOTICE, CONDITION OR ORDER ISSUED THEREUNDER, SHALL BE GUILTY OF AN OFFENCE.

DEMOLITION GENERAL NOTES :

- * ALL WALLS, SLABS AND SCREEDS TO BE MADE GOOD ADJACENT TO DEMOLITIONS.
- * REMOVED ALL DOORS, SECURITY GATES, TIMBER DOOR FRAMES AND FANLIGHTS.
- * REMOVE ALL YELLOW GLASS IN EXISTING FRAMES AND REPLACE WITH CLEAR SAFETY GLASS.
- * REMOVE ALL BURGLAR BARS AND BLINDS FROM WINDOWS.
- * REMOVE GLASS TO DOORS AND SIDE LIGHTS BELOW 2100MM AND REPLACE WITH CLEAR SAFETY GLASS.
- * REMOVE GLASS TO WINDOWS WITH A SILL HEIGHT BELOW 800MM AND REPLACE WITH CLEAR SAFETY GLASS.
- * ANY CRACKED OR DAMAGED GLASS IS TO BE REPLACED WITH GLASS TO MATCH EXISTING IF SAFETY GLAZING NOTES ABOVE DOES NOT APPLY.
- * REMOVE ALL CEILINGS AND LIGHT FITTINGS.
- * REMOVE ALL FLOOR VINYL WHERE INDICATED, FLOOR TILES, SKIRTINGS AND GRAND PERIMETER.
- * REMOVE ALL AIR CONDITIONING AND HEATING UNITS, (AS PER ENGINEERS INSTRUCTIONS)

FIRE NOTES:

BUILDING CLASSIFICATION

- | | |
|---|---------------|
| 1. DIVISION AREA TO COMPLY WITH PART | - 4.4 |
| 2. FIRE RESISTANCE OF OCCUPANCY AND DIVISION | - 4.6 |
| 3. STABILITY | - 4.7 |
| 4. PARTITIONS AND PARTITION WALLS | - 4.9 |
| 5. PROTECTION OF OPENINGS | - 4.10 |
| 6. ROOF ASSEMBLY AND COVERINGS | - 4.12 |
| 7. CEILINGS | - 4.13 |
| 8. FLOOR COVERINGS | - 4.14 |
| 9. WALL FINISHES | - 4.15 |
| 10. PROVISION OF EMERGENCY ROUTES | - 4.16-19 |
| 11. MARKING AND SIGNPOSTS | - 4.27 / 29 |
| 12. FIRE SIGNAGE AND FES TO BE TO OF'S SATISFACTION | - 4.28 / 32.3 |
| 13. LIGHTING OF FEEDER ROUTES | - 4.30 |
| 14. FIRE DETECTION AND ALARM SYSTEMS | - 4.31 |
| 15. FIRE FIGHTING EQUIPMENT | - 4.32 |
| 16. WATER RETICULATION FOR FIRE FIGHTING | - 4.33 |
| 17. FES TO BE SANS 043 | - 4.34 |
| 18. FIRE HYDRANTS PROVIDED AND POSITIONED TO OF'S SATISFACTION | - 4.35 |
| 19. PORTABLE FIRE EXTINGUISHER | - 4.37 |
| 20. SERVICES AND STRUCTURAL OR SEPARATING ELEMENTS | - 4.41 |
| 21. SMOKE CONTROL AND VENTING | - 4.42 |
| 22. AIRCONDITIONING AND VENTILATION SYSTEMS | - 4.43 |
| 23. EMERGENCY POWER | - 4.53 |
| 24. PRESUMED FIRE RESISTANCE OF BUILDING MATERIALS AND COMPONENTS | - 4.56 |

ALL QUANTITIES TO BE CHECKED ON SITE BY THE CONTRACTOR PRIOR TO PLACING ORDERS. ALL FITTINGS TO BE INSTALLED IN STRICT ACCORDANCE WITH MANUFACTURERS SPECIFICATIONS
THIS DRAWING TO BE READ IN CONJUNCTION WITH FITTING / FINISHES SCHEDULE AND ANY DISCREPANCIES FOUND TO BE REPORTED TO THE OFFICE OF THE ARCHITECT IMMEDIATELY AND PRIOR TO PLACING OF ORDERS / MANUFACTURE.

NOTES:

GENERAL DRAWING NOTES:

- THE DESIGN ON THIS DRAWING IS COPYRIGHT AND REMAINS THE PROPERTY OF THE ARCHITECT.
- ALL WORK TO BE CARRIED OUT STRICTLY IN ACCORDANCE WITH MUNICIPAL REGULATIONS.
- DRAWINGS NOT TO BE SCALED. ONLY ANNOTATED DIMENSIONS TO BE USED.
- ALL RELEVANT DATUM, LEVELS, DIMENSIONS TO BE CHECKED ON SITE BEFORE COMMENCEMENT OF WORK.
- ALL DRAWINGS ARE TO BE CHECKED BY THE MAIN CONTRACTOR AND ANY DISCREPANCIES ON THE DRAWINGS OR BETWEEN THE DRAWINGS ARE TO BE REPORTED TO THE ARCHITECT.
- CONTRACTOR TO PROVIDE SHOP DRAWINGS FOR APPROVAL BY ARCHITECT PRIOR TO MANUFACTURE.

NOTES FOR ELECTRONIC DRAWINGS

- THIS DRAWING MAY BE ISSUED ELECTRONICALLY.
- THIS DRAWING CONTAINS EXTERNAL REFERENCES (XREFS) WHICH SHOULD BE BOUND INTO THE DRAWING PRIOR TO ISSUE. PLEASE REFER ALSO TO REVISION NOTES ON THESE DRAWINGS.

REFERENCE DRAWING

| NO. | DRAWING NUMBER | DESCRIPTION |
|-----|----------------|--------------------------------|
| 01 | 1013-022-0001 | SITE DEVELOPMENT PLAN |
| 02 | 1013-022-0100 | EXISTING CL2 FLOOR & ROOF PLAN |

REVISION

| NO. | DATE | REVISION | BY |
|-----|------------|------------------|-----------|
| 01 | 09/09/2022 | ISSUE FOR TENDER | M. BHENDU |
| 02 | 10/09/2022 | ISSUE FOR TENDER | M. BHENDU |

SIGPRO SIGNATURES

| NO. | DATE | REVISION | BY |
|-----|------------|------------------|-----------|
| 01 | 09/09/2022 | ISSUE FOR TENDER | M. BHENDU |
| 02 | 10/09/2022 | ISSUE FOR TENDER | M. BHENDU |

CLIENT DEPARTMENT SIGNATURES

| NO. | DATE | REVISION | BY |
|-----|------------|------------------|-----------|
| 01 | 09/09/2022 | ISSUE FOR TENDER | M. BHENDU |
| 02 | 10/09/2022 | ISSUE FOR TENDER | M. BHENDU |

FACILITY STAMP

FACILITY MANAGER

INFRASTRUCTURE MANAGER

GENERAL MANAGER

Checked by Professional Consultant

Name

Signature

Date

SIGPRO

ENGINEERING AND PROJECT MANAGEMENT

DBSA

Development Bank of Southern Africa

NORTHERN REGION

Project

KZN DOE INFRASTRUCTURE DEVELOPMENT AND MAINTENANCE PROGRAMME

Drawing Description

MASHOBA PRIMARY SCHOOL - EXISTING CL2 & GUARD HOUSE FLOOR & ROOF PLAN

Drawn: SIGPRO

Date: 13/06/2019

Scales:

AS SHOWN

Consultant Drawing Number:

1013-022-0101-REV 0

DBSA Drawing number

500200614

Stamped by Plans Approval Committee